

Navajo County Library District (NCLD) Zinio How-To

Important:

You will need **two** Zinio accounts:

1. You need an [NCLD-Zinio collection account](#) to browse the library's magazine collection and add titles to your account.
2. You also need a [Zinio.com account](#) for reading magazines online or delivering those magazines to a Zinio Reader app on your computer or mobile device. (Your Zinio.com account can include free library magazines, and also ones purchased directly from Zinio.com.)

(You can use the same username/password for these two accounts.)

New Zinio user:

1. Visit the [NCLD-Zinio collection account page](#) to create an account.
<https://www.rbdigital.com/arizonastateaz/zinio> (bookmark this link)
2. Click **Create an Account** and enter the required information. An activation link will be sent to your email account.
3. Go to your email account and click on the Activation Link.
4. Return to the [NCLD-Zinio collection account page](#) to login and begin browsing the collection.
5. Browse or search for magazine(s).
6. After you click your first magazine in the NCLD-Zinio Collection, a second browser window will open to Zinio.com. Create a **Zinio.com account** on the page that opens.
7. After subscribing to a magazine, read it online or deliver it to a Zinio Reader app from the [Google Play Store](#) or the [Apple App Store](#). *The Amazon Store says the App is not compatible with the **Kindle Fire** but it can be installed using the instructions on this page:*
<http://imgs.zinio.com/faq/kindlefire.html#installation>.
 - If using Zinio Reader app, you'll use your **Zinio.com account** login (not your NCLD-Zinio collection account login) to register the app!
8. If you do not want promotional emails you may change your **Zinio.com account** settings using **Account Settings -> Preferences -> Email Preferences**.

Returning User:

Use your [NCLD-Zinio collection account page](#) to find more free library magazines! **DO NOT** use the Zinio Reader app or the Zinio.com website to browse and subscribe since that content is not part of the library's collection and may have a cost to it.

1. [Login](#) to your **NCLD-Zinio collection account** (NOT your **Zinio.com account**)
2. Use the available navigation tools to search for and subscribe to the magazine(s) of your choice.
3. After you select your first magazine in the NCLD-Zinio Collection, a second browser window will open to Zinio.com, where you can login and read your magazines.
4. After subscribing to a magazine, read it online or deliver it to a Zinio Reader app. Use your [Zinio.com account](#) login to register the app on your device!

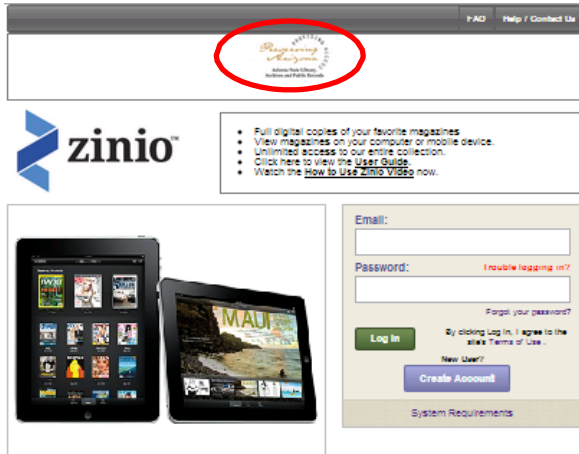
For more information:

View the online [User Guide](#) from Recorded Books. Watch a [Zinio for libraries how-to guide](#).

Need Help? Contact Recorded Books at ziniosupport@recordedbooks.com.

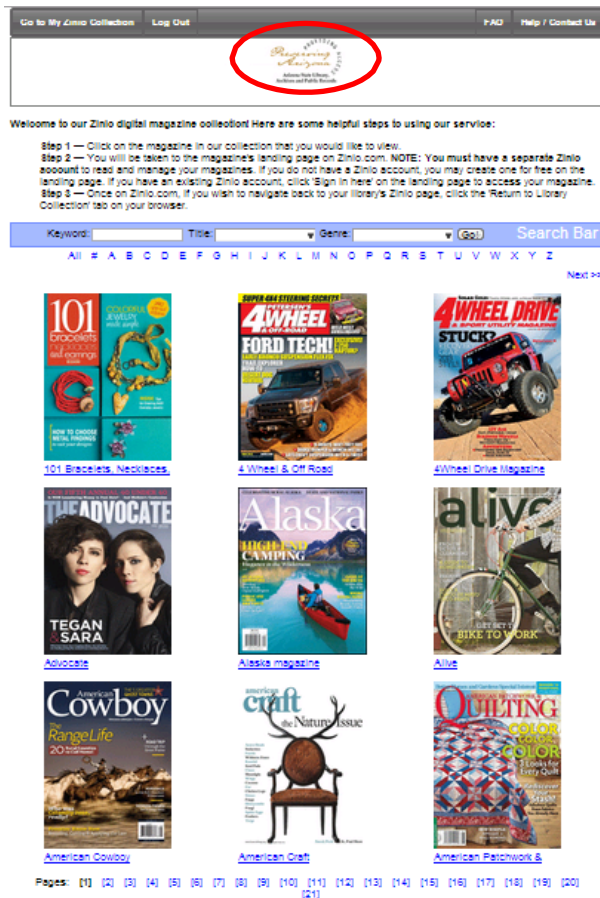
Look for the Arizona State “Preserving Arizona” Logo

NCLD-Zinio page, where you browse for library-provided magazines.



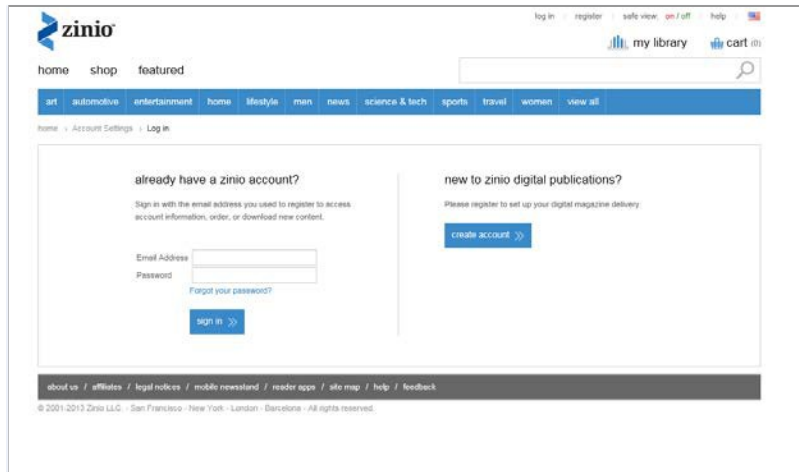
The NCLD-Zinio collection account page **before** login.

<http://www.rbdigital.com/seattlewa/zinio>



The NCLD-Zinio collection account page **after** login.

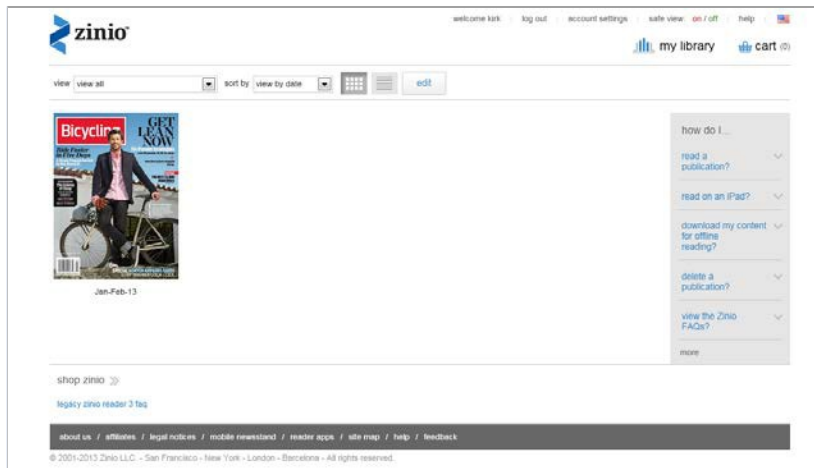
The Zinio.com site, where you view your library-provided magazines and any non-library magazines you may decide to purchase.



Zinio.com account page **before** login.

Login to read magazines you checked out already.

<https://www.zinio.com/account/login.jsp>



Zinio.com account **after** login